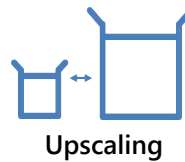
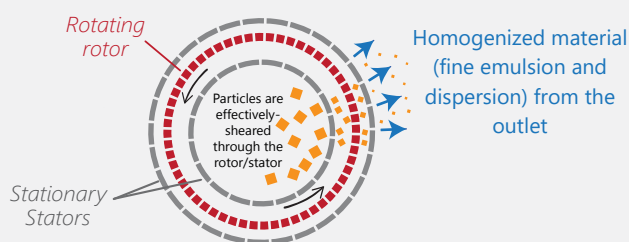


# Multimix™ Inline Lab High Shear Mixer

The Multimix IHSM Lab Series is a lab scale inline high shear mixer with two stage rotor/stator design. It is perfect for R&D experiments and laboratory work before scaling the ratio of raw materials to a bigger scale with production scale inline high shear mixer.

## Multi Stages High Shear Mixing



Perfect for R&D / pilot study before upscaling to production scale mixing



## Quality

Elimination of 'fish eye' which is undesirable for quality product perception



Production of fine emulsions or dispersions within minutes compared to conventional mixers

## Repeatable results from lab to full production

This lab scale inline mixer is specially designed for small scale inline high shear mixing and simulation. This enables R&D engineers to fine-tune their ratio of raw materials with less wastage and reproduce fine emulsions or dispersions using the production scale inline mixer later on.

## Designed for efficiency

Greatest advantage of the multi-stage stator design is its ability to produce very fine emulsion and dispersions in little time with minimum investment costs.

## Fast and hassle-free

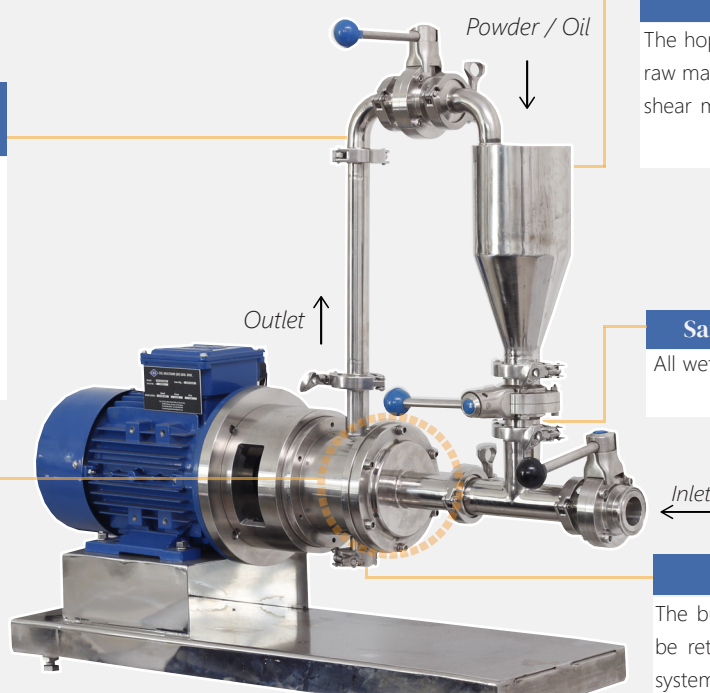
The hopper enables the effortless input of raw materials (powder/liquid) into the high shear mixing circulation without any extra suction pipes/fittings.

## Safe, durable and long lasting

All wetted parts are in grade 316 stainless steel (GMP compliant).

## Easy for cleaning

The built-in clean-in-place (CIP) port can be retrofitted with an external discharge system enabling the inner mixing chamber to be cleaned without disassembly.



## Model

## IHSM 403

Mixing capacity	1 -2 Litres
Machine dimensions (LxWxH)	829 x 250 x 364 mm
Weight	~55kg
Motor	3HP (2.2kW)
Power supply	Three phase, 415V, 50/60Hz
Nominal speed	1000rpm & above
Speed range	0-3000rpm (variable speed electronically controlled)
Wetted parts material	Food and medical grade stainless steel 316L
Impeller	Rotor and slotted stator (2 stages)
Clearance	0.5mm / 0.25mm (optional)
Inlet / Outlet dimensions	1.5" / 1"
Machine base	Corrosion resistant SS304 base with height adjustable feets / Mobile trolley with castor wheels (optional)




Figure 1 & 2 : At the heart of each inline high shear mixer lies the precision engineered rotor and slotted stator assembly for maximum shearing action. (up to 4 stages for production scale inline mixer)